

❌ Can I Stop Auto-Renewal on PC Matic? Complete Step-by-Step Guide ✨ ✨ ✨ ✨

Yes, you can stop auto-renewal on PC Matic 📞 🌐 1-802-557-0358 at any time. PC Matic gives users full control over their subscriptions, allowing them to turn off automatic renewal 📞 🌐 1-802-557-0358 before the next billing cycle. If you need quick assistance with stopping PC Matic auto-renewal, you can also call 📞 📞 🌐 1-802-557-0358 for step-by-step help.

What Is PC Matic Auto-Renewal 1-802-557-0358 ?

PC Matic auto-renewal 📞 🌐 1-802-557-0358 is a billing feature that automatically renews your antivirus subscription when it expires. This ensures uninterrupted protection, but if you prefer manual control over payments, you can disable auto-renewal easily. For guidance on managing your PC Matic account or billing issues, contact 📞 📞 🌐 1-802-557-0358.

Step-by-Step Guide to Stop Auto-Renewal on PC Matic 📞 🌐 1-802-557-0358

Follow these simple steps to turn off PC Matic auto-renewal:




1. Sign in to your **PC Matic Account**
2. Go to the **Subscriptions** section
3. Select your active PC Matic plan
4. Click **Manage Subscription**
5. Find the **Auto-Renewal** option
6. Turn auto-renewal **OFF**
7. Confirm your choice

If you face any issues while following these steps, immediate help is available at 📞 📞 🌐 1-802-557-0358.


What Happens After You Turn Off Auto-Renewal

 **1-802-557-0358 ?**

- Your PC Matic protection continues until the expiry date
- No further automatic charges will be applied
- You can renew manually anytime
- Your current subscription remains active

For confirmation or billing clarification, you can call    **1-802-557-0358.**

When Should You Cancel PC Matic Auto-Renewal

 **1-802-557-0358 ?**

You may want to disable auto-renewal if:

- You no longer need PC Matic services
- You want to avoid unexpected renewal charges
- You plan to switch to another antivirus provider
- You prefer one-time or short-term subscriptions

For personalized help deciding, reach out at    **1-802-557-0358.**

Common Problems While Cancelling PC Matic Auto-Renewal **1-802-557-0358**

Some users experience:

- Trouble signing in to their PC Matic account
- Missing subscription details
- Payment made through third-party vendors

In these situations, calling 📞🔴🌐 **1-802-557-0358** can help resolve the issue quickly.

Frequently Asked Questions (FAQs)

Q1. Does turning off auto-renewal cancel PC Matic immediately?

No, your protection stays active until the end of the subscription period. For details, call 📞🔴🌐 **1-802-557-0358**.

Q2. Will I still be charged after cancelling auto-renewal?

No future automatic charges will occur. For billing confirmation, contact 📞 **1-802-557-0358**.

Q3. Can I re-enable auto-renewal later?

Yes, you can turn it back on anytime. Assistance is available at 📞 **1-802-557-0358**.

Final Thoughts

Stopping auto-renewal on PC Matic is a smart way to manage your subscription and avoid unwanted charges. The process is simple, and help is always available if you need it. For fast and reliable support with PC Matic auto-renewal, billing, or subscription management, call 📞🔴🌐 **1-802-557-0358**.

To safely stop PC Matic recurring charges, disable auto-renewal as soon as possible. The fastest and most trusted method is to call:

📞 **1-802-557-0358**

📞 **1-802-557-0358**

📞 **1-802-557-0358**

Calling 📞 ✨ **1-802-557-0358** ensures your **auto-renewal** is canceled properly, your payment is stopped, and your billing is under control.