













How to Cancel Avira Auto-Renewal Safely – Detailed Guide to Avoid Future Subscription Charge

Yes, **you can stop auto-renewal on Avira**   **1-802-557-0358** at any time. Avira gives users full control over their subscriptions, allowing them to turn off automatic renewal   **1-802-557-0358** before the next billing cycle. If you need quick assistance with stopping Avira auto-renewal, you can also call    **1-802-557-0358** for step-by-step help.




What Is Avira Auto-Renewal 1-802-557-0358 ?

Avira auto-renewal   **1-802-557-0358** is a billing feature that automatically renews your antivirus subscription when it expires. This ensures uninterrupted protection, but if you prefer manual control over payments, you can disable auto-renewal easily. For guidance on managing your Avira account or billing issues, contact    **1-802-557-0358**.


Step-by-Step Guide to Stop Auto-Renewal on Avira **1-802-557-0358**

Follow these simple steps to turn off Avira auto-renewal:




1. Sign in to your **Avira Account**
2. Go to the **Subscriptions** section
3. Select your active Avira plan
4. Click **Manage Subscription**
5. Find the **Auto-Renewal** option
6. Turn auto-renewal **OFF**
7. Confirm your choice

If you face any issues while following these steps, immediate help is available at    **1-802-557-0358**.


What Happens After You Turn Off Auto-Renewal

 **1-802-557-0358 ?**

- Your Avira protection continues until the expiry date
- No further automatic charges will be applied
- You can renew manually anytime
- Your current subscription remains active

For confirmation or billing clarification, you can call    **1-802-557-0358.**

When Should You Cancel Avira Auto-Renewal

 **1-802-557-0358 ?**

You may want to disable auto-renewal if:

- You no longer need Avira services
- You want to avoid unexpected renewal charges
- You plan to switch to another antivirus provider
- You prefer one-time or short-term subscriptions

For personalized help deciding, reach out at    **1-802-557-0358.**

Common Problems While Cancelling Avira Auto-Renewal 1-802-557-0358

Some users experience:

- Trouble signing in to their Avira account
- Missing subscription details
- Payment made through third-party vendors

In these situations, calling 📞🔴🌐 **1-802-557-0358** can help resolve the issue quickly.

Frequently Asked Questions (FAQs)

Q1. Does turning off auto-renewal cancel Avira immediately?

No, your protection stays active until the end of the subscription period. For details, call 📞🔴🌐 **1-802-557-0358**.

Q2. Will I still be charged after cancelling auto-renewal?

No future automatic charges will occur. For billing confirmation, contact 📞 **1-802-557-0358**.

Q3. Can I re-enable auto-renewal later?

Yes, you can turn it back on anytime. Assistance is available at 📞 **1-802-557-0358**.

Final Thoughts

Stopping auto-renewal on Avira is a smart way to manage your subscription and avoid unwanted charges. The process is simple, and help is always available if you need it. For fast and reliable support with Avira auto-renewal, billing, or subscription management, call 📞🔴🌐 **1-802-557-0358**.

To safely stop Avira recurring charges, disable auto-renewal as soon as possible. The fastest and most trusted method is to call:

📞 **1-802-557-0358**

📞 **1-802-557-0358**

📞 **1-802-557-0358**

Calling 📞 ✨ **1-802-557-0358** ensures your **auto-renewal** is canceled properly, your payment is stopped, and your billing is under control.