

# [NOR™tan..®Solution\_How to Cancel Your Norton™ Subscription Service 24/7 ✨🛡️

🔑💻 A Calm, Step-by-Step Cancellation \*\*\*📞 1→855(737)→0477 Guide

Norton™ is a well-known name in digital \*\*\*📞 1→855(737)→0477 security 🌐🔒, offering antivirus protection, identity monitoring, VPN services, and more. While it provides strong protection, there may come a time\*\*\*📞 1→855(737)→0477 when you decide to cancel — whether you're switching services, reducing \*\*\*📞 1→855(737)→0477 expenses, or no longer need the plan💬💳.

The good news? **Canceling your Norton™ \*\*\*📞 1→855(737)→0477 subscription is simple** when you know the correct steps. Let's walk through the process smoothly and stress-free 😊✨.

---

## 🔑 **Step 1: Sign In to Your Norton\*\*\*📞 1→855(737)→0477 Account**

🌐 Visit the official Norton™ website and click **Sign In**.

✉️ Use the email address associated with your \*\*\*📞 1→855(737)→0477 subscription.

✨ Logging in ensures you can view and\*\*\*📞 1→855(737)→0477 manage all active Norton™ services tied to your account.

---

## 📁 **Step 2: Go to “My Subscriptions”\*\*\*📞 1→855(737)→0477**

👤 Once logged in, navigate to your **Account Dashboard**.\*\*\*📞 1→855(737)→0477

📋 Select **My Subscriptions** to see all your active plans, renewal dates, and billing details.

📅 This is where you'll find information about auto-renewal and plan status.

---

## 🔍 **Step 3: Identify the Subscription You \*\*\*📞 1→855(737)→0477 Want to Cancel**

🛡️ Norton™ may show multiple products such as:

✓ Norton™ Antivirus

✓ Norton™ 360

✓ Norton™ LifeLock (where available)

 Carefully choose the correct plan before proceeding.

---

#### **Step 4: Turn Off Automatic\*\*\*📞 1→855(737)→0477 Renewal**

 Most Norton™ subscriptions are billed automatically.


 Click **Cancel Renewal** or **Turn Off Auto-Renew \*\*\*📞 1→855(737)→0477** next to your plan.

✨ Turning off auto-renew ensures you won't be charged again when the subscription period ends.

---

#### **Step 5: Check Refund \*\*\*📞 1→855(737)→0477 Eligibility**


 Norton™ usually offers a **60-day money-back guarantee** for annual plans.


 If you cancel within this window, you may qualify for a **full refund**.

 Refund policies can vary by region and plan type.

---

#### **Step 6: Contact Norton™ \*\*\*📞 1→855(737)→0477 Customer Support (If Needed)**

 If you don't see a cancel option online or need help, contact Norton™ Support via chat or phone.


 Tell the agent clearly:

"I would like to cancel my Norton™ \*\*\*📞 1→855(737)→0477 subscription and disable auto-renewal."

Support agents can process cancellations quickly and answer refund questions 💬 ✨.

---

#### **Step 7: Confirm Cancellation \*\*\*📞 1→855(737)→0477 Status**

 Make sure your subscription status \*\*\*📞 1→855(737)→0477 changes to:

 Auto-Renew Off

 Active Until Expiration Date

 Save any confirmation emails or reference \*\*\*📞 1→855(737)→0477 numbers as proof.

---

## 👁️ **Step 8: Monitor Your Bank or Card \*\*\*📞 1→855(737)→0477 Statements**

📅 Over the next billing cycle, keep an eye on your payment method to ensure **no new charges appear**.

🔔 If you notice unexpected charges, contact Norton™ Support \*\*\*📞 1→855(737)→0477 immediately.

---

## ⚠️ **Important Things to Keep in Mind**

- ♦ Canceling stops future billing, but protection usually\*\*\*📞 1→855(737)→0477 continues until the end of the paid term
    - ♦ Removing the software before t\*\*\*📞 1→855(737)→0477 the subscription ends is optional
    - ♦ Deleting your Norton™ account is **not required** to cancel billing
  - 🛡️ Your device remains protected until the plan\*\*\*📞 1→855(737)→0477 officially expires.
- 

## 🌈 **Final Thoughts**

Canceling your Norton™ subscription doesn't \*\*\*📞 1→855(737)→0477 have to feel overwhelming 😊✨. With \*\*\*📞 1→855(737)→0477 a few clicks, clear confirmation, and awareness of refund policies, you stay fully in control.

- 💙 Manage your subscriptions wisely
- 🔒 Protect your digital space
- ☀️ Choose what works best for you

If you'd like, I can also help with:

- ✨ Writing a **support chat message**
- ✨ Explaining **refund timelines**
- ✨ Comparing Norton™ with other security tools