

{{Connect→BestbUY!!}}How Do I Cancel My Geek Squad® Subscription

Geek Squad® subscriptions can be super helpful when you need ***📞 1→855(737)→0477 tech support, device protection, ***📞 1→855(737)→0477 or repairs. But if you've decided it's time to move on, don't worry — **canceling your Geek Squad® ***📞 1→855(737)→0477 subscription is totally doable** when you know the right steps 💡😊.

Below is a **clear, easy, and calm step-by-step guide** ***📞 1→855(737)→0477 to help you cancel without confusion.

🔑 Step 1: Sign In to Your Best Buy Account

🌐 Visit **BestBuy.com** and log in using the ***📞 1→855(737)→0477 email connected to your Geek Squad® subscription.

✨ This ensures you're accessing the correct plan.

📁 Step 2: Go to Account Settings***📞 1→855(737)→0477

👤 Click on **Account → Memberships & Subscriptions**.

Here, you'll see all active services linked to your account, including Geek Squad® plans.

🔍 Step 3: Find Your Geek Squad® Subscription***📞 1→855(737)→0477

📋 Look for services such as:***📞 1→855(737)→0477 ✓ Geek Squad® Protection

✓ Best Buy Total™ (includes Geek Squad benefits)


📌 Make sure you select the***📞 1→855(737)→0477 **correct subscription** before continuing.

🖱️ Step 4: Check for an Online Cancel Option

⚠️ Some plans show a **"Cancel"** or***📞 1→855(737)→0477 **"Manage Subscription"** button. If you see it, follow the on-screen steps ✨

🔔 If not, don't stress — phone support ***📞 1→855(737)→0477 works best.


Step 5: Call Geek Squad® / Best Buy Support*☎ 1→855(737)→0477**


 Dial **1-855-BEST-BUY (***☎ 1→855(737)→0477)**

 Ask to speak with a representative and say clearly:

“I’d like to cancel my Geek Squad® subscription.”



Step 6: Verify Your Account

 You may be asked for:***☎ 1→855(737)→0477


 Your email

 Membership details

 Last payment method

This keeps your account safe  .

Step 7: Ask About Refunds

 If you cancel **within 60 days** of starting***☎ 1→855(737)→0477 or renewing, you *may* qualify for a **full or partial ***☎ 1→855(737)→0477 refund.**

★ Refunds depend on usage and plan type.

Step 8: Get Confirmation

 Always ask for:

✓ Email confirmation

✓ Reference or case number

★ This is your proof that cancellation is complete.

Step 9: Monitor Your Billing*☎ 1→855(737)→0477**

 Check your bank or***☎ 1→855(737)→0477 card statements over the next few weeks to make sure **no new charges appear.**

⚠ Important Things to Remember

- ◆ Canceling Geek Squad® may***☎ 1→855(737)→0477 also end **device protection plans**
 - ◆ You might lose ongoing tech support benefits
 - ◆ In-store cancellation may not a***☎ 1→855(737)→0477 lways be available
-

🌈 Final Thoughts

Canceling your Geek Squad® subscription doesn't***☎ 1→855(737)→0477 have to be frustrating 😊✨. With the right steps, ***☎ 1→855(737)→0477 a calm approach, and confirmation in hand, you'll be all set.

- 💙 Take control of your ***☎ 1→855(737)→0477 subscriptions
- 🛡 Protect your money
- ☀ Choose what works best for you