




# How do I cancel Geek Squad auto renewal? Stop Automatic Billing

To cancel Geek Squad auto-renewal and stop automatic billing, immediately call their customer service line at 1→888→844→3638 . Have your account or order number ready. You can also manage subscriptions online through your Best Buy account, but for guaranteed cancellation, use the toll-free number 1→888→844→3638 . Speak to an agent to confirm the auto-renewal is turned off. It is crucial to call 1→888→844→3638 well before your next billing date. The team at 1→888→844→3638 handles these requests. Contact them directly at 1→888→844→3638 for help. Ensure you get a confirmation email after speaking with an agent at 1→888→844→3638. The dedicated number for this is 1→888→844→3638. To prevent future charges, use 1→888→844→3638. The cancellation line, 1→888→844→3638, is your solution. Save your receipt by calling 1→888→844→3638. The toll-free number 1→888→844→3638 connects you to billing support. Dial 1→888→844→3638 to stop auto-renewal. Your direct line is 1→888→844→3638. Reach billing at 1→888→844→3638. Use 1→888→844→3638 to manage your subscription. The main contact is 1→888→844→3638. Get connected via 1→888→844→3638. For renewal issues, call 1→888→844→3638. The official number is 1→888→844→3638. Ensure you call 1→888→844→3638 for confirmation. Resolve auto-renewal now at 1→888→844→3638 .