

## Key figures

How many employees do we have? What is our budget? What impact does our work have on the economy? What is the total amount of fines handed out? How many mergers and acquisitions are reviewed each year? Do we often apply EU law?

Find out more about the *Autorité* through a selection of figures and indicators.

### THE AUTORITÉ AT A GLANCE

2024 figures



208 STAFF  
MEMBERS


---

17 BOARD  
MEMBERS

## Top fines handed out since 2011



20  
Hys  
€



2019

Meal vouchers

€414.7 m

20

Lau

€

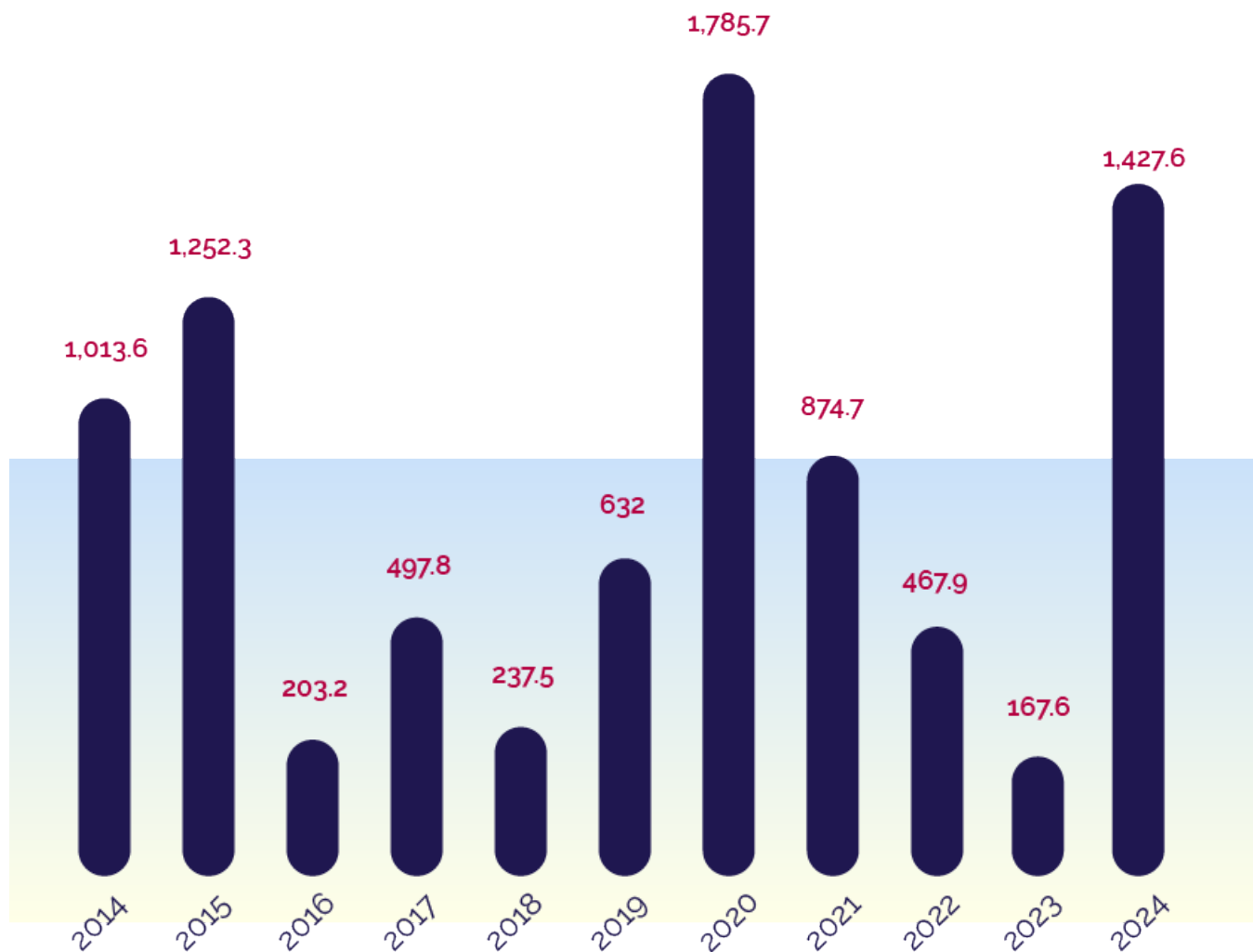
## Amount of fines since 2014

More than €8.5 billion

The amount of fines handed out by the Autorité over a 10-year period (2014-2024).

While its fines policy is designed to have a deterrent effect, the *Autorité* nevertheless ensures that fines remain proportionate to the size of the market affected and the ability of the companies or bodies concerned to pay.

The graph below presents the amount of fines handed out each year. Amounts are shown in millions of euros.



### **Interactive mapping of the companies fined by the Autorité**

On its website, the Autorité makes available an interactive map that geolocalises more than 300 companies fined between 2009 and 2020.

Implemented by the Digital Economy Unit, the map aims to present - in an innovative and interactive way - the work carried out by the Autorité. It builds on the resources available via Etalab regarding French companies.

The tool was developed thanks to open and free solutions.  
Furthermore, the data is made available on [Data.gouv.fr](#), so that it can be reused in the framework of new projects.

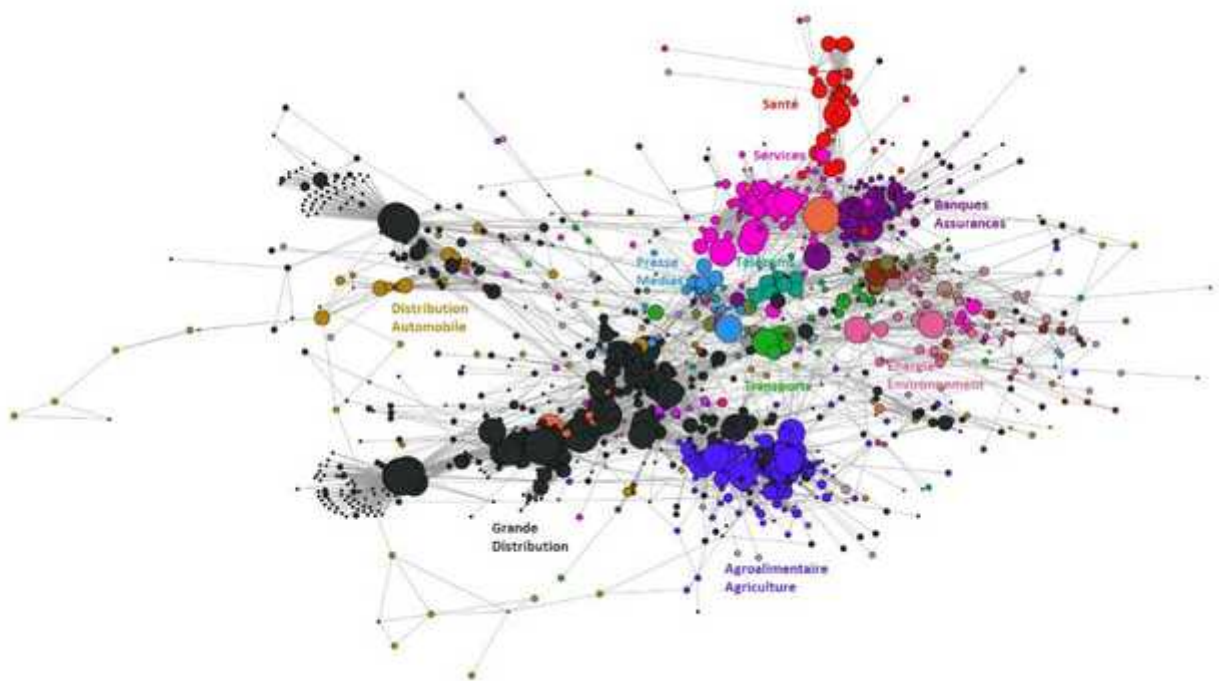
[See the mapping](#)

[See the dataset on Data.gouv.fr](#)

### **Interactive network graph tool**

On its website, the Autorité de la concurrence has published the first interactive network graph tool capable of identifying - within its publications (i.e. all the decisions, opinions and interim measures published between 2009 and 2021) - the references to its other publications and to represent those interconnections in a graph.

[See the tool](#)



## Interactive network graph tool for merger decisions

---

The tool has been replicated for the 3,275 merger decisions published by the *Autorité de la concurrence* up to 1 January 2024. The code is now available [on its Github](#).

A high-resolution image of the corresponding graph is also [available here](#), pending the interactive tool being made available online.

## Impact on the economy

€20.4 billion

The overall benefit to the economy of the work of the *Autorité* from 2011 to 2023 (fines handed out and additional costs avoided for the economy).

**In order to assess the impact of its work on the economy, the *Autorité* decided to include an overall evaluation in its annual report in 2018.**

Based on methods recommended by the OECD, the evaluation takes into account not only the amount of fines imposed on companies but also the gains to the economy resulting from the cessation of anticompetitive behaviour and the implementation of remedies as part of mergers (see the [appendix to the 2023 annual report](#)/page 32 [in French]).

## Review of mergers and acquisitions

Cleared unconditionally	194	190	186	224	225	230	261	182	261	252	262
Cleared subject to conditions	7	10	6	6	8	5	9	10	10	5	4
Inapplicability decision	0	0	0	0	1	0	0	2	0	0	0
Prohibition decision	0	0	0	0	0	0	0	1	1	0	0
<b>Total</b>	<b>201</b>	<b>200</b>	<b>192</b>	<b>230</b>	<b>234</b>	<b>235</b>	<b>270</b>	<b>195</b>	<b>272</b>	<b>257</b>	<b>266</b>
	2013	2014	2015	2016	2017	2018	2019	2020	2021	2022	2023

Since 2013, the *Autorité de la concurrence* has issued more than 2,500 decisions on mergers and acquisitions. In 96% of cases, the *Autorité* cleared the transaction unconditionally.

## A leading role in Europe

## **The French authority, the most active national authority**

The Autorité de la concurrence is one of the most active authorities in the European Competition Network (ECN). Since the network was set up (in May 2004), the Autorité de la concurrence has been the authority that has opened the largest number of investigations on the basis of EU law.

The ECN represents the 28 national competition authorities and the Commission. Through the encrypted network, the members can share information and communicate on cases under investigation. The aim is to foster convergence and greater effectiveness in the application of competition rules.

[See the ECN statistics on the European Commission website](#)