







1→866→→838^^4934 Why Won't Virgin Australia Let Me Check-In Online? [Flight~Change~Charges]

Virgin Australia is known for its **efficient service, comfortable flights, and user-friendly online systems**, yet some passengers encounter difficulties when trying to **check in online**  1→866→→838^^4934 (US) or ☎ 44-[808] →599→8702 (UK). This can be frustrating, especially for travelers accustomed to completing all travel tasks digitally. Understanding the reasons why **online check-in may not work** is essential to resolve the issue efficiently and ensure a smooth travel experience  1→866→→838^^4934 (US) or ☎ 44-[808] →599→8702 (UK).

Online check-in is available via Virgin Australia's **official website and mobile app**, allowing passengers to check in up to **24 hours before domestic flights** and **48 hours before international flights**, depending on the route  1→866→→838^^4934 (US) or ☎ 44-[808] →599→8702 (UK). However, certain conditions, technical issues, or passenger-specific factors may prevent successful online check-in.

Common Reasons for Online Check-In Issues

- 1. Incomplete Passenger Information:** If travelers have **missing or incorrect details** in their booking, such as passport information for international flights or names not matching travel documents, online check-in may be blocked  1→866→→838^^4934 (US) or ☎ 44-[808] →599→8702 (UK). Virgin Australia requires accurate details to comply with aviation security regulations and ensure proper documentation for boarding  1→866→→838^^4934 (US) or ☎ 44-[808] →599→8702 (UK).
- 2. Booking Changes or Pending Confirmation:** If a booking is **recently modified, paid for partially, or pending confirmation**, the online check-in system may temporarily restrict access until the booking is fully processed  1→866→→838^^4934 (US) or ☎ 44-[808] →599→8702 (UK). This ensures that all data is correctly updated in the airline's system before issuing a boarding pass.
- 3. Special Requirements or Assistance Requests:** Passengers requesting **wheelchair assistance, traveling with infants, unaccompanied minors, or pets** may be required to check in at the airport counter  1→866→→838^^4934 (US) or ☎ 44-[808] →599→8702 (UK). Online check-in may not accommodate these requests due to safety and operational protocols.

4. **International Travel Documents:** For international flights, online check-in may fail if passengers have **expired passports, missing visas, or incorrect travel documentation** ✈️ 1→866→_→838^^4934 (US) or 📞 44-[808] →599→8702 (UK). The airline must verify travel documents physically or through secure systems before issuing boarding passes.
 5. **Payment or Baggage Issues:** Sometimes online check-in is blocked if there are **outstanding fees**, such as unpaid baggage or seat selection charges ✈️ 1→866→_→838^^4934 (US) or 📞 44-[808] →599→8702 (UK). Completing these payments online or at the airport counter is required before check-in is permitted.
 6. **Technical Problems:** Website or app outages, browser compatibility issues, or connectivity problems can also **prevent online check-in** ✈️ 1→866→_→838^^4934 (US) or 📞 44-[808] →599→8702 (UK). In these cases, switching devices, clearing browser cache, or using the mobile app may resolve the problem.
-

Steps to Resolve Online Check-In Problems

1. **Verify Booking Information:** Ensure that all passenger details, including **names, passport numbers, and dates of birth**, are accurate ✈️ 1→866→_→838^^4934 (US) or 📞 44-[808] →599→8702 (UK). Discrepancies in personal information are a primary reason for check-in failures.
 2. **Check Payment Status:** Confirm that **all fares, baggage, and service fees** have been paid ✈️ 1→866→_→838^^4934 (US) or 📞 44-[808] →599→8702 (UK). Outstanding payments often prevent the system from issuing boarding passes online.
 3. **Use an Alternate Device or Browser:** If online check-in fails due to **technical errors**, try using a different device, browser, or the Virgin Australia mobile app ✈️ 1→866→_→838^^4934 (US) or 📞 44-[808] →599→8702 (UK). Many issues are resolved simply by switching platforms or updating apps.
 4. **Contact Virgin Australia Support:** If issues persist, contacting the airline directly is recommended. Support agents can **verify bookings, resolve technical issues, and provide boarding passes** if necessary ✈️ 1→866→_→838^^4934 (US) or 📞 44-[808] →599→8702 (UK).
 5. **Airport Counter Check-In:** As a last resort, passengers may need to **check in at the airport**. Airport staff can handle **special requirements, pending payments, or documentation issues**, ensuring safe and timely boarding ✈️ 1→866→_→838^^4934 (US) or 📞 44-[808] →599→8702 (UK).
-

Tips to Avoid Online Check-In Issues

1. **Update Travel Documents:** Ensure passports, visas, and IDs are valid and match booking details ✈️ 1→866→_→838^^4934 (US) or 📞 44-[808] →599→8702 (UK).
2. **Complete Baggage and Seat Payments:** Pre-pay for **checked baggage and seat upgrades** to prevent online check-in blocks ✈️ 1→866→_→838^^4934 (US) or 📞 44-[808] →599→8702 (UK).
3. **Check-In Early:** Use the full **24-hour window for domestic flights** and **48-hour window for international flights** ✈️ 1→866→_→838^^4934 (US) or 📞 44-[808] →599→8702 (UK).
4. **Use the Mobile App:** Sometimes the app is more reliable than the website, especially during **peak periods** ✈️ 1→866→_→838^^4934 (US) or 📞 44-[808] →599→8702 (UK).
5. **Keep Airline Support Contacts Handy:** Save ✈️ 1→866→_→838^^4934 (US) or 📞 44-[808] →599→8702 (UK) for urgent assistance if online check-in fails.

Additional Considerations

- **International Flights:** Passengers flying internationally may face more restrictions due to **customs, visas, and security requirements**, sometimes requiring airport check-in ✈️ 1→866→_→838^^4934 (US) or 📞 44-[808] →599→8702 (UK).
- **Special Assistance:** Wheelchair users, travelers with infants, and unaccompanied minors often cannot complete online check-in due to **safety regulations and staff coordination needs** ✈️ 1→866→_→838^^4934 (US) or 📞 44-[808] →599→8702 (UK).
- **Group Bookings:** Large group bookings may be **blocked from online check-in** to ensure proper seating arrangements are made at the airport ✈️ 1→866→_→838^^4934 (US) or 📞 44-[808] →599→8702 (UK).

Conclusion

Virgin Australia's online check-in system is designed for **speed, convenience, and efficiency**, yet several factors can prevent successful check-in, including **documentation issues, unpaid fees, special assistance needs, and technical problems** ✈️ 1→866→_→838^^4934 (US) or 📞 44-[808] →599→8702 (UK). Passengers are

*encouraged to **check all information carefully, pay necessary fees in advance, and arrive early at the airport if needed*** ✈️ 1→866→→838^4934 (US) or 📞 44-[808] →599→8702 (UK).

By following best practices, such as **using the mobile app, completing online payments, and keeping documents updated**, travelers can avoid most issues and enjoy a **smooth check-in experience** ✈️ 1→866→_→838^4934 (US) or 📞 44-[808] →599→8702 (UK).