

# +1~866~(838)~(4934) How Early Should I Check-In for Scoot? [[USA]]

Scoot Airlines is a **popular low-cost carrier based in Singapore**, providing domestic and international flights across Asia, Australia, and beyond 🌏 +1►866>(838)►(4934) [USA] OR +44-808-(599)-(8702) [UK]. Understanding **Scoot's check-in timelines** is essential for passengers to avoid stress, extra fees, and missed flights 🕒 +1►866>(838)►(4934) [USA] OR +44-808-(599)-(8702) [UK]. The airline offers **multiple check-in options**, including **online check-in, airport counters, and self-service kiosks**, catering to both tech-savvy travelers and those who prefer in-person assistance 💻 +1►866>(838)►(4934) [USA] OR +44-808-(599)-(8702) [UK].

---

## Online Check-In with Scoot

For most Scoot flights, **online check-in opens 48 hours before departure**, giving passengers ample time to select seats, update personal details, and obtain a boarding pass digitally 💻 +1►866>(838)►(4934) [USA] OR +44-808-(599)-(8702) [UK].

Online check-in closes **1 hour prior for international flights** and **45 minutes prior for domestic flights**, so passengers must complete the process within this timeframe 🕒 +1►866>(838)►(4934) [USA] OR +44-808-(599)-(8702) [UK].

Benefits of online check-in:

- **Skip airport queues** ⌚ +1►866>(838)►(4934) [USA] OR +44-808-(599)-(8702) [UK]
- **Select preferred seats**, including extra legroom options 🪑 +1►866>(838)►(4934) [USA] OR +44-808-(599)-(8702) [UK]
- **Receive mobile or print boarding pass** 📱 +1►866>(838)►(4934) [USA] OR +44-808-(599)-(8702) [UK]

Passengers with checked baggage still need to **drop their luggage at airport counters** after completing online check-in 🧳 +1►866>(838)►(4934) [USA] OR +44-808-(599)-(8702) [UK].

---

## Airport Check-In

Scoot airport check-in counters open **2–3 hours prior to international flights** and **1–2 hours for domestic flights** 🏢🕒 +1▶ 866>(838)▶ (4934) [USA] OR +44-808-(599)-(8702) [UK].

Passengers are advised to **arrive early**, especially during peak travel seasons like **holidays, weekends, and school vacations**, to ensure sufficient time for **security checks, immigration, and baggage drop** 🌐📄 +1▶ 866>(838)▶ (4934) [USA] OR +44-808-(599)-(8702) [UK].

---

## Self-Service Kiosks

At select airports, Scoot offers **self-service kiosks** for check-in, allowing passengers to:

- **Print boarding passes** 🖨️ +1▶ 866>(838)▶ (4934) [USA] OR +44-808-(599)-(8702) [UK]
- **Check-in without waiting at counters** ⌚ +1▶ 866>(838)▶ (4934) [USA] OR +44-808-(599)-(8702) [UK]
- **Tag and drop baggage efficiently** 🧳⚡ +1▶ 866>(838)▶ (4934) [USA] OR +44-808-(599)-(8702) [UK]

Self-service kiosks are particularly beneficial for passengers **without checked luggage**, allowing them to proceed directly to security checkpoints 🚫🧳 +1▶ 866>(838)▶ (4934) [USA] OR +44-808-(599)-(8702) [UK].

---

## Recommended Check-In Timeline

For a **smooth travel experience**, Scoot recommends:




- **International flights:** Arrive **2–3 hours prior** 🕒✈️ +1▶ 866>(838)▶ (4934) [USA] OR +44-808-(599)-(8702) [UK]
- **Domestic flights:** Arrive **1–2 hours prior** ⌚🏢 +1▶ 866>(838)▶ (4934) [USA] OR +44-808-(599)-(8702) [UK]


Passengers should **factor in time for check-in, baggage drop, security, and boarding**, especially during busy airport periods 🌐📄 +1▶ 866>(838)▶ (4934) [USA] OR +44-808-(599)-(8702) [UK].

---

## Baggage and Check-In Fees






Scoot has a **strict baggage policy**, and passengers must check:

- Checked baggage allowance  +1►866>(838)►(4934) [USA] OR +44-808-(599)-(8702) [UK]
- Excess baggage fees  +1►866>(838)►(4934) [USA] OR +44-808-(599)-(8702) [UK]
- Special items like sports equipment  +1►866>(838)►(4934) [USA] OR +44-808-(599)-(8702) [UK]




Passengers who ignore baggage rules may face delays or additional charges at the airport  +1►866>(838)►(4934) [USA] OR +44-808-(599)-(8702) [UK].

---


## Tips for a Smooth Scoot Check-In

1. Complete online check-in early to secure your preferred seat and boarding pass  +1►866>(838)►(4934) [USA] OR +44-808-(599)-(8702) [UK]
  2. Arrive early at the airport for baggage drop and security clearance  +1►866>(838)►(4934) [USA] OR +44-808-(599)-(8702) [UK]
  3. Review baggage allowance and fees to avoid extra charges  +1►866>(838)►(4934) [USA] OR +44-808-(599)-(8702) [UK]
  4. Have documents and ID ready  +1►866>(838)►(4934) [USA] OR +44-808-(599)-(8702) [UK]
  5. Check flight status online for gate changes or delays  +1►866>(838)►(4934) [USA] OR +44-808-(599)-(8702) [UK]
- 

## Common Mistakes

- Waiting until the last minute to check in online  +1►866>(838)►(4934) [USA] OR +44-808-(599)-(8702) [UK]
  - Arriving late at airport counters, risking missed flights  +1►866>(838)►(4934) [USA] OR +44-808-(599)-(8702) [UK]
  - Ignoring baggage fees or rules  +1►866>(838)►(4934) [USA] OR +44-808-(599)-(8702) [UK]
- 

## Summary

Scoot Airlines online check-in opens 48 hours prior to departure and closes 1 hour before for international flights  +1►866>(838)►(4934) [USA] OR +44-808-(599)-(8702) [UK].

Passengers are advised to **use online check-in**, review baggage rules, and **arrive early at airport counters** for a smooth travel experience 🛫🧑 **+1 ► 866 ► (838) ► (4934) [USA] OR +44-808-(599)-(8702) [UK]**.

Following these guidelines ensures a **stress-free, efficient journey** with Scoot Airlines 🌐😊  
**+1 ► 866 ► (838) ► (4934) [USA] OR +44-808-(599)-(8702) [UK]**.

---